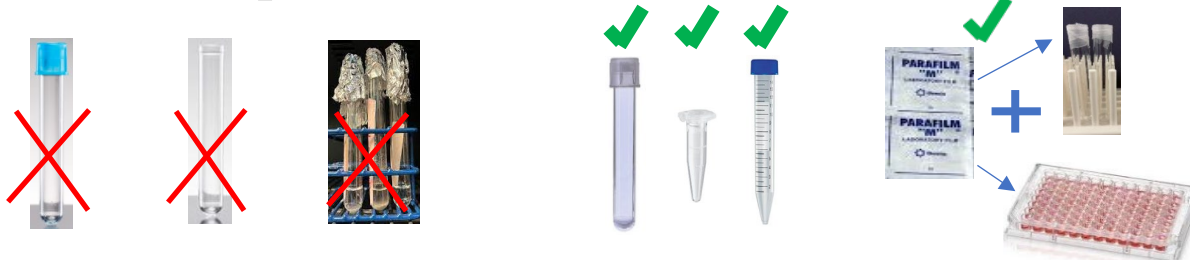



# Transporting All Samples and Controls to the Research Flow Cytometry Facility (RFCF) for Analysis and Sorting

## BSL1, BSL2, BSL2+

**1. Sealed Cap Tube:** ALL samples must be placed in sealed capped tubes.



**2. Secondary Leak Proof Container:** The sealed capped tube must be placed into a secondary leak-proof container with absorbent between containers.




**These containers are not leak proof**

**3. Biohazard Sticker:** If the sample is a Biohazard (BSL2, BSL2+), it must be labeled with the biohazard symbol.



### Examples

Sealed Leak Proof secondary container can be placed in ice.



Sealed samples can be placed in a container with ice which is then placed in sealed LEAK PROOF secondary container with absorbent.

